
























































# FOOTIE 4 ALL

An accessibility survey of the UK's Championship stadiums



		% Compliance with guidelines			Club Revenue
	<b>BLACKBURN ROVERS</b> EWOOD PARK		160%		
	<b>DERBY COUNTY</b> IPRO STADIUM		108%		
	<b>ROTHERHAM UNITED</b> NEW YORK STADIUM		103%		
	<b>BRIGHTON &amp; HOVE ALBION</b> AMEX COMMUNITY STADIUM		101%		
					 Changing Places Facility in stadium
	<b>CARDIFF CITY</b> CARDIFF CITY STADIUM		90%		
	<b>BRISTOL CITY</b> ASHTON GATE STADIUM		87%		
					 Changing Places Facility in stadium
	<b>PRESTON NORTH END</b> DEEPALE		81%		
	<b>BURTON ALBION</b> PIRELLI STADIUM		80%		
	<b>NEWCASTLE UNITED</b> ST JAMES' PARK		73%		
	<b>HUDDERSFIELD TOWN</b> THE JOHN SMITH'S STADIUM		72%		
	<b>LEEDS UNITED</b> ELLAND ROAD		72%		
	<b>WOLVES</b> MOLINEUX		66%		
					 Changing Places Facility in stadium

		% Compliance with guidelines			Club Revenue
	<b>READING</b> MADEJSKI STADIUM		60%		
	<b>IPSWICH TOWN</b> PORTMAN ROAD		57%		
	<b>NORWICH CITY</b> CARROW ROAD		49%		
	<b>SHEFFIELD WEDNESDAY</b> HILLSBOROUGH		48%		
	<b>BIRMINGHAM CITY</b> ST ANDREW'S STADIUM		47%		
	<b>NOTTINGHAM FOREST</b> CITY GROUND		44%		
	<b>ASTON VILLA</b> VILLA PARK		39%		
	<b>BARNSLEY</b> OAKWELL STADIUM		38%		
	<b>WIGAN ATHLETIC</b> DW STADIUM		34%		
	<b>FULHAM</b> CRAVEN COTTAGE		23%		
	<b>QUEENS PARK RANGERS</b> LOFTUS ROAD		17%		
	<b>BRENTFORD</b> GRIFFIN PARK		15%		

## About the survey

The survey of Championship clubs was carried out by Revitalise via a combination of desk research, email and telephone correspondence with relevant officials at the clubs during July 2016. The main online information sources were:

- Level Playing Field ([www.levelplayingfield.org.uk](http://www.levelplayingfield.org.uk))
- Individual club websites

Level Playing Field (LPF) – formerly the National Association of Disabled Supporters – is a registered charity in England and Wales, and acts as a campaigning and advisory organisation to its membership and other parties across all sports.

## Methodology

The UEFA Centre for Access to Football in Europe (CAFE) devised a formula for how many wheelchair spectator spaces a stadium would need, based on its total capacity. This compliance calculation was also adopted by LPF in the UK.

The calculation was published in LPF's Accessible Stadia guide, supported by the Football Stadia Improvement Fund and the Football Licensing Authority and produced in co-operation with the FA, the FA Premier League and the Football League.

## The CAFE formula

### Number of recommended wheelchair spaces:

- Stadium capacity under 10,000:  
Minimum of 6 or 1 in 100 of seated capacity (whichever is greater)
- Stadium capacity of 10,000 to 20,000:  
100 plus 5 per 1,000 above 10,000
- Stadium capacity of 20,000 to 40,000:  
150 plus 3 per 1,000 above 20,000
- Stadium capacity of 40,000 or more:  
210 plus 2 per 1,000 above 40,000

The compliance figure for each club was calculated using the CAFE formula and is presented as a percentage and colour-coded as follows:

-  Excellent
-  Good
-  Not so good

## Key to symbols



Club has a Changing Places facility.



Club revenue, banded as follows:

- 5 piles: Over £70m
- 4 piles: £30m to £70m
- 3 piles: £20m to £30m
- 2 piles: £10m to £20m
- 1 pile: less than £10m

Club revenue for year to Jun 2014;  
sourced from [www.insidermedia.com](http://www.insidermedia.com).